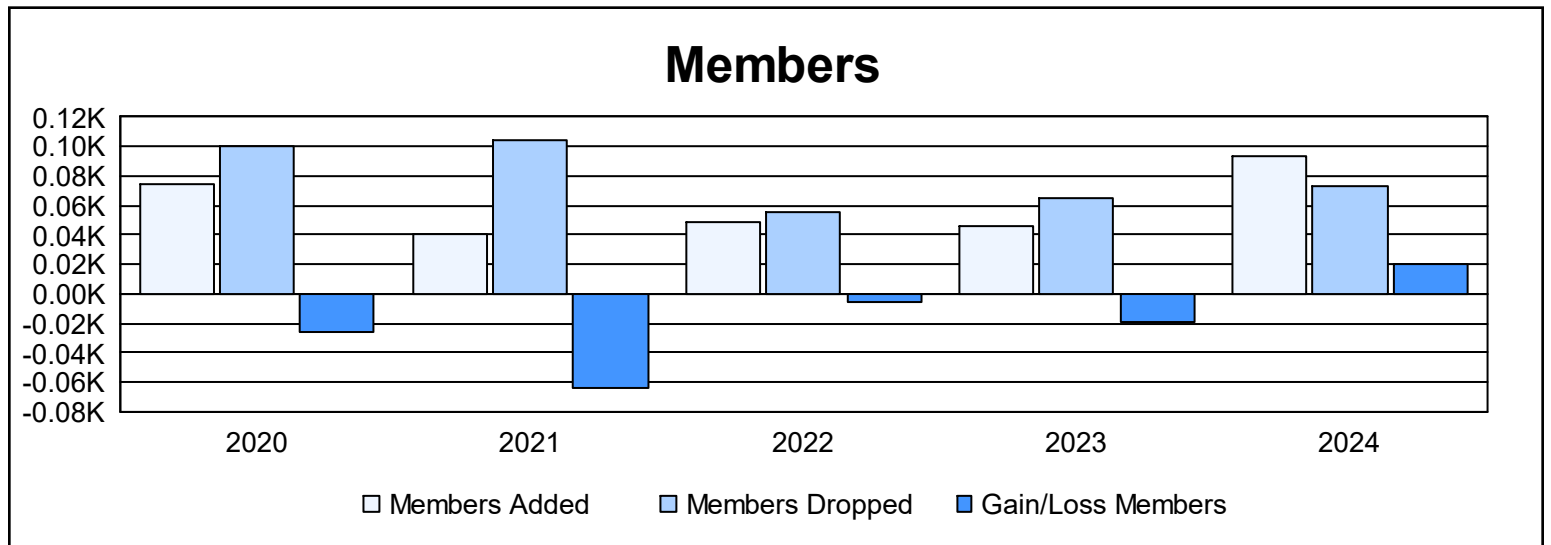
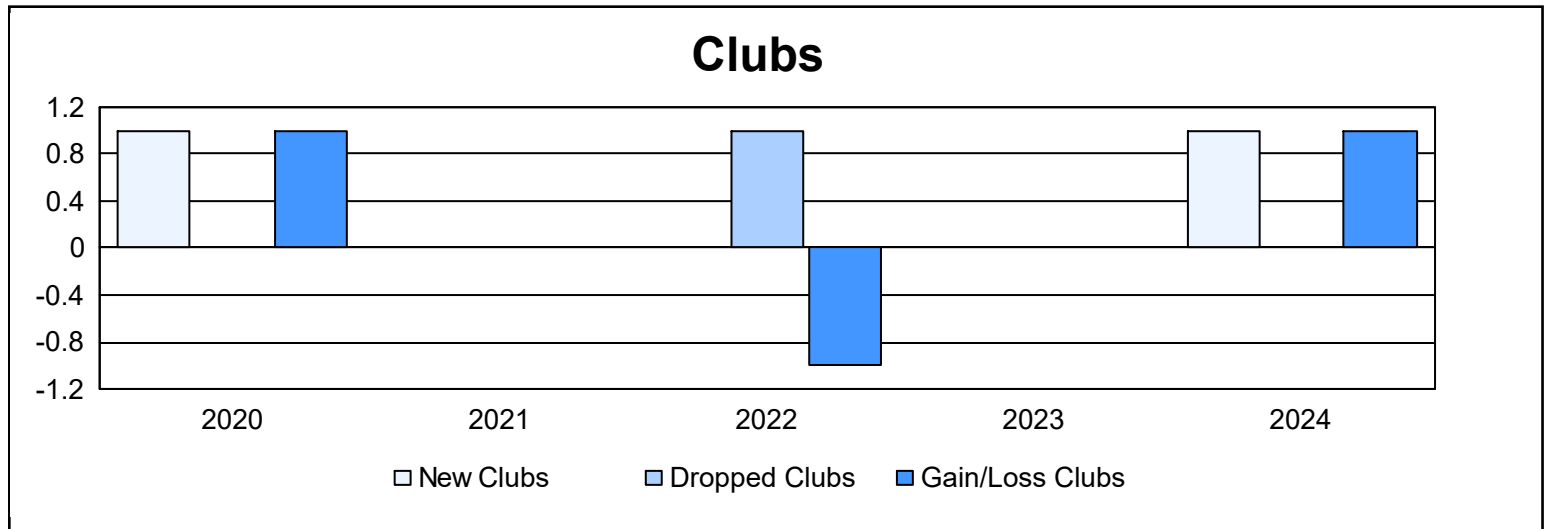
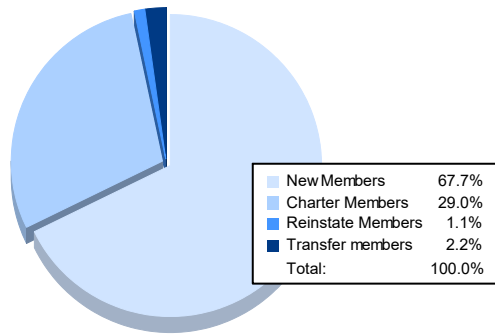


Year	New Clubs	Dropped Clubs	Gain/ Loss Clubs	New Members	Charter Members	Reinstate Members	Transfer Members	Total Member Added	Total Members Dropped	Gain/ Loss Members
2019-2020	1	0	1	46	24	2	2	74	100	-26
2020-2021	0	0	0	38	0	3	0	41	105	-64
2021-2022	0	1	-1	44	0	3	2	49	55	-6
2022-2023	0	0	0	43	0	3	0	46	65	-19
2023-2024	1	0	1	63	27	1	2	93	73	20
<b>Average</b>	<b>0</b>	<b>0</b>	<b>0</b>	<b>47</b>	<b>10</b>	<b>2</b>	<b>1</b>	<b>61</b>	<b>80</b>	<b>-19</b>



### Membership Composition June 2024 Cumulative



### Gender Composition June 2024 Cumulative

